

General

Pre Pleat™ 62RM11 pleated panel filter enables a significant upgrade in collection efficiency over existing MERV 8 products. A 25-30% average efficiency filter can be upgraded to 60-65% efficiency at roughly the same resistance levels.

Bi-component media: Our next-generation ultra-high performance bi-component synthetic media contains electrostatically engineered tri-lobal fibers with in homogenous domains of positive and negative Electret charges within the bi-component fibers to equal an ultra-high performance product.

Enhanced fibers: Electrostatically enhanced fibers are precisely structured into a progressive density gradient structure to enhance airflow through put with less resistance while providing high dust holding capacity and ultra-high efficiency during operational life.

Gradient media structure: Proprietary "Engineered Gradient Media Structure" enables larger incoming contaminants to be trapped in the pre-filter layer thus allowing the highly charged secondary layer to attract and hold smaller particulate, thereby increasing the life of more expensive final filters downstream.

High efficiency at low pressure drop: This proprietary media combined with Flanders unique V-Pleat manufacturing design equals the highest performance pleat available on the market today. The proprietary Pre Pleat 62RM11 can provide an initial efficiency of MERV 11 per ASHRAE 52.2-2007.

Physical Data

Media: Progressive density bicomponent fibers

Airflow Resistance on 24" x 24" x 2":

High Capacity: .30" w.g. @ 2000 cfm (500 fpm)

Standard Capacity: .34" w.g. @ 2000 cfm (500 fpm)


Media Support: Diamond-shaped expanded metal

Pleat Design: V Pleat

Frame: Moisture-resistant clay coated frame

Important Features

- Upgrade existing rooftop and secular systems by up to 300% in efficiency to remove incoming contaminants not previously removed.
- Upgrade existing prefilter plenums with the 62RM11 Pleat to increase the life of your more expensive final filters downstream.
- Building owners and occupants will be significantly better protected from a bioaerosol hazard than with conventional filters.
- Available by special ordering in High-Velocity design. Contact Factory for pricing



Performance Data

Capacities and Dimensions													
Nominal Depth (in.)	Nominal Size W x H x D (in.)	Standard Capacity						High Capacity					
		300 fpm		500 fpm		Media Area sq. ft.	Wt. Each (lbs.)	300 fpm		500 fpm		Media Area sq. ft.	Wt. Each (lbs.)
		cfm	PD	cfm	PD			cfm	PD	cfm	PD		
1	10 x 10 x 1	208	0.16	347	0.39	1.1	0.2	208	0.15	347	0.38	1.6	0.2
	10 x 20 x 1	417	0.16	694	0.39	2.1	0.3	417	0.15	694	0.38	3.0	0.4
	12 x 20 x 1	500	0.16	833	0.39	2.6	0.4	500	0.15	833	0.38	3.6	0.5
	12 x 24 x 1	600	0.16	1000	0.39	2.9	0.5	600	0.15	1000	0.38	4.3	0.6
	14 x 20 x 1	583	0.16	972	0.39	2.9	0.5	583	0.15	972	0.38	4.2	0.6
	14 x 25 x 1	729	0.16	1215	0.39	3.6	0.6	729	0.15	1215	0.38	5.3	0.7
	15 x 20 x 1	625	0.16	1042	0.39	3.0	0.6	625	0.15	1042	0.38	4.4	0.7
	16 x 20 x 1	667	0.16	1110	0.39	3.3	0.6	667	0.15	1110	0.38	4.9	0.7
	16 x 25 x 1	834	0.16	1390	0.39	4.1	0.7	834	0.15	1390	0.38	6.1	0.8
	18 x 24 x 1	900	0.16	1500	0.39	4.5	0.7	900	0.15	1500	0.38	6.8	1.0
	18 x 25 x 1	938	0.16	1562	0.39	4.7	0.7	938	0.15	1562	0.38	6.5	1.0
	20 x 20 x 1	834	0.16	1390	0.39	4.2	0.7	834	0.15	1390	0.38	6.7	0.8
	20 x 24 x 1	1000	0.16	1667	0.39	5.1	0.8	1000	0.15	1667	0.38	5.4	1.0
	20 x 25 x 1	1042	0.16	1735	0.39	5.3	0.8	1042	0.15	1735	0.38	7.3	1.0
	24 x 24 x 1	1200	0.16	2000	0.39	5.9	0.9	1200	0.15	2000	0.38	7.6	1.1
25 x 25 x 1	1303	0.16	2170	0.39	6.6	1.0	1303	0.15	2170	0.39	8.9	1.1	
2	10 x 20 x 2	417	0.14	694	0.34	4.1	0.6	417	0.13	694	0.30	6.2	0.8
	12 x 20 x 2	500	0.14	833	0.34	5.1	0.7	500	0.13	833	0.30	7.2	0.9
	12 x 24 x 2	600	0.14	1000	0.34	5.5	0.8	600	0.13	1000	0.30	8.6	1.0
	14 x 20 x 2	583	0.14	972	0.34	5.5	0.8	583	0.13	972	0.30	8.7	1.0
	14 x 25 x 2	729	0.14	1215	0.34	5.7	1.0	729	0.13	1215	0.30	11.0	1.2
	15 x 20 x 2	625	0.14	1042	0.34	7.1	0.8	625	0.13	1042	0.30	9.3	1.0
	16 x 20 x 2	667	0.14	1110	0.34	6.2	0.9	667	0.13	1110	0.30	9.8	1.1
	16 x 25 x 2	834	0.14	1390	0.34	6.7	1.1	834	0.13	1390	0.30	12.3	1.3
	18 x 24 x 2	900	0.14	1500	0.34	8.4	1.2	900	0.13	1500	0.30	13.6	1.5
	18 x 25 x 2	938	0.14	1563	0.34	8.7	1.3	938	0.13	1563	0.30	14.2	1.6
	20 x 20 x 2	834	0.14	1390	0.34	8.6	1.1	834	0.13	1390	0.30	12.3	1.3
	20 x 24 x 2	1000	0.14	1667	0.34	8.2	1.3	1000	0.13	1667	0.30	14.8	1.6
	20 x 25 x 2	1042	0.14	1735	0.34	10.	1.3	1042	0.13	1735	0.30	15.5	1.6
	24 x 24 x 2	1200	0.14	2000	0.34	12.0	1.5	1200	0.13	2000	0.30	17.6	1.8
	25 x 25 x 2	1300	0.14	2170	0.34	12.7	1.6	1300	0.13	2170	0.30	19.0	1.9
	Nominal Size W x H x D (in.)	Standard Capacity						High Capacity					
		300 fpm		500 fpm		Media Area (sq. ft)	Weight Each (lbs.)	300 fpm		500 fpm		Media Area (sq. ft)	Weight Each (lbs.)
		cfm	PD	cfm	PD			cfm	PD	cfm	PD		
4	12 x 24 x 4	600	0.12	1000	0.25	10.2	1.5	600	0.10	1000	0.24	16.5	1.7
	16 x 20 x 4	667	0.12	1110	0.25	13.7	1.7	667	0.10	1110	0.24	18.0	1.8
	16 x 25 x 4	834	0.12	1390	0.25	17.2	2.0	834	0.10	1390	0.24	22.6	2.2
	18 x 24 x 4	900	0.12	1500	0.25	16.5	2.1	900	0.10	1500	0.24	24.2	2.3
	20 x 20 x 4	834	0.12	1390	0.25	16.9	2.0	834	0.10	1390	0.24	22.3	2.2
	20 x 24 x 4	1000	0.12	1667	0.25	17.6	2.3	1000	0.10	1667	0.24	24.0	2.5
	20 x 25 x 4	1042	0.12	1735	0.25	21.2	2.3	1042	0.10	1735	0.24	27.7	2.5
	24 x 24 x 4	1200	0.12	2000	0.25	22.5	2.5	1200	0.10	2000	0.24	28.8	3.0
	25 x 29 x 4	1500	0.12	2515	0.25	30.4	3.1	1500	0.10	2515	0.24	38.4	3.6
28 x 30 x 4	1680	0.12	2915	0.25	31.2	3.5	1680	0.10	2915	0.24	42.6	4.2	

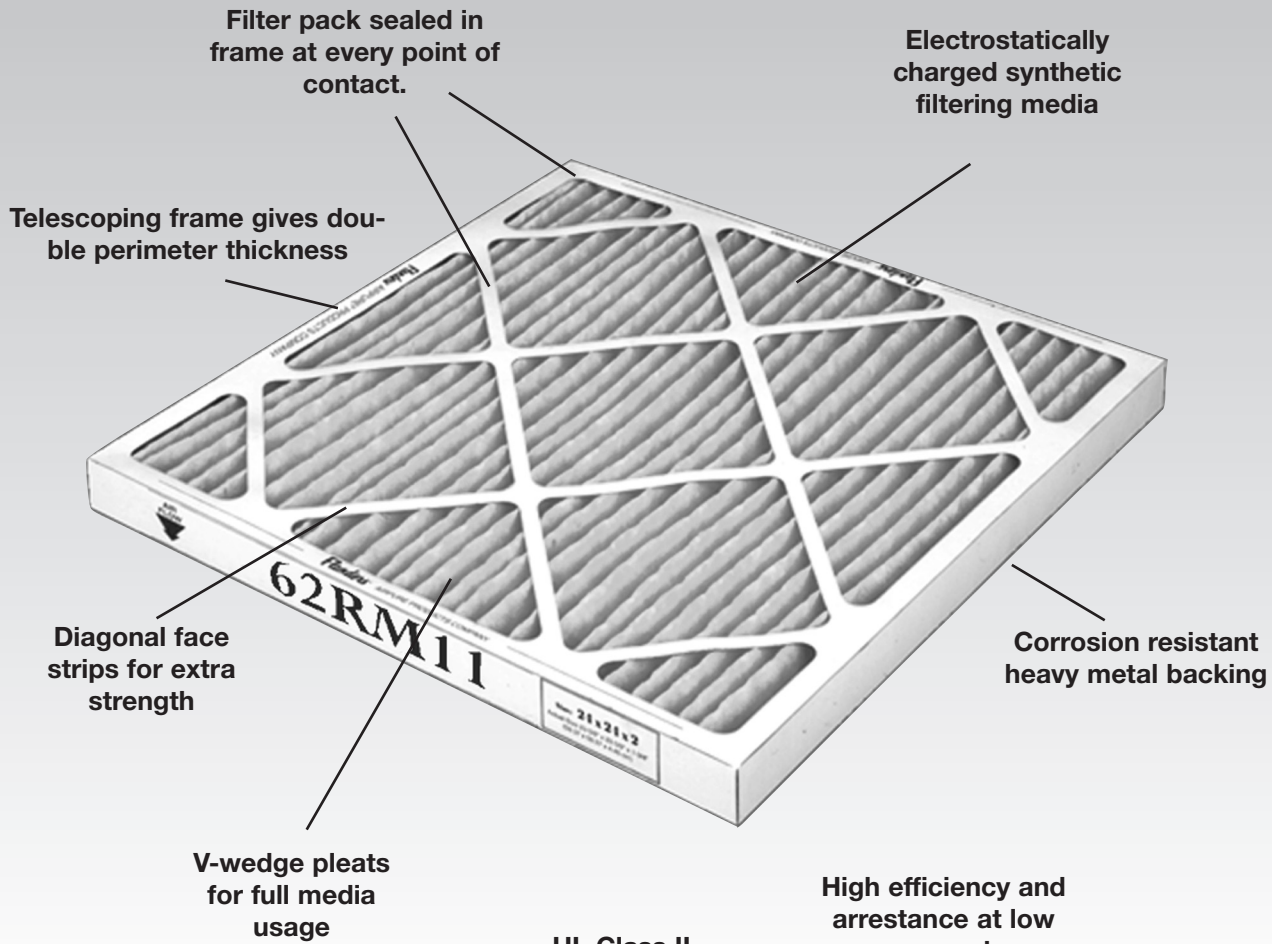
Notes:

1. PD represents clean pressure drop in inches w.g. The recommended final pressure drop for all models is 1.0 in. w.g. System design may dictate a lower change-out point.
2. Actual filter face size for 12 x 24 and 24 x 24 filters is 5/8 in. under on height and width. Actual face size on all other sizes is 1/2 in. under on height and width.
3. Actual filter depth is 1/4 in. under for these nominal 1 in., 2 in. and 4 in. deep filters.
4. For capacities other than those shown, ratio the face velocities.
5. Performance tolerances conform to Section 7.4 of ARI Standard 850.
6. Performance values shown in this publication may be averages or estimates intended to generally represent product styles.

Always contact factory for latest actual test data on specific Flanders models.

Pre Pleat 62RM11

MERV 11 by ASHRAE 52.2

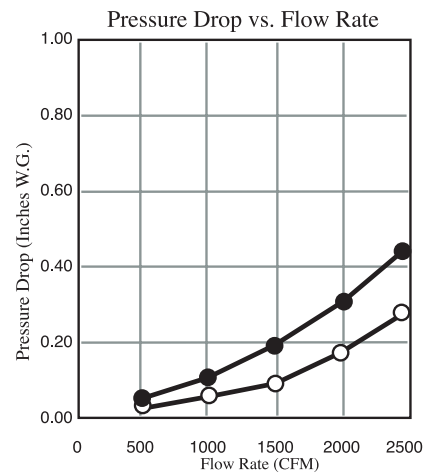
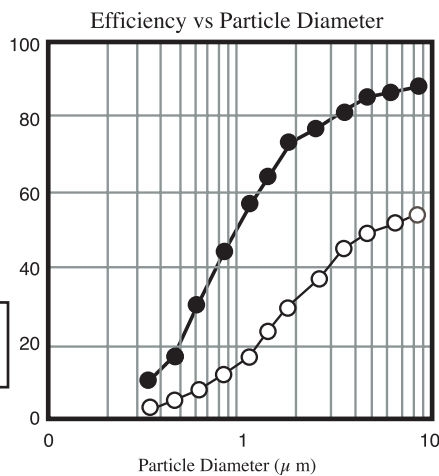


UL Class II

High efficiency and arrestance at low pressure drop

Pre Pleat 62RM11

Pre Pleat 40 LPD



Guide Specifications

1.0 General

- 1.1 Air filters shall be Model Pre Pleat 62RM11 panel filters, as manufactured by Flanders.

2.0 Filter Construction

- 2.1 Each filter shall consist of an electrostatically charged synthetic only media, with corrosion-resistant expanded metal backing and moisture resistant enclosing frame. The filter shall be 1", 2" or 4" nominal depth. The grid shall be 100% bonded to the media on the air exiting side to eliminate media vibration and pullaway.

- 2.2 The grid shall be formed to provide a uniform V-wedge shaped pleat with the open area on the air exiting side for maximum utilization of the media and low airflow resistance. The filter shall be classified for flammability by Underwriters Laboratories, Standard 900 as Class 2.

3.0 Performance

- 3.1 The filter shall have a Minimum Efficiency Reporting Value of 11 by ASHRAE Standard 52.2.



Flanders Corporation

531 Flanders Filters Road

Washington, NC 27889

Phone: (252) 946-8081

Fax: (252) 946-3425

Toll Free: (800) 637-2803

Email: customerservice@flanderscorp.com

Website: www.flanderscorp.com

REPRESENTED BY: